







# CorrectDeckCX<sup>®</sup>







## Sizes & Specifications

Product	Fasteners	Profile	Actual Size	Lengths	Colors
<b>Decking</b>					
5/4" x 6" Channeled Profile	Fastenator <sup>®</sup>		7/8" x 5 1/2"	12', 16' 20'	Cedar, Coastal Grey, Mahogany, Merlot, Pebble, Sage
5/4" x 6" Classic Profile	Deck Screws		7/8" x 5 1/2"	16'	Cedar, Coastal Grey, Mahogany, Merlot, Pebble, Sage
5/4" x 6" Starter Profile	Deck Screws & Fastenator <sup>®</sup>		7/8" x 5 1/2"	16'	Cedar, Coastal Grey, Mahogany, Merlot, Pebble, Sage

\* Merlot & Sage Channeled boards are available in 16 ft. lengths only.

Product	Fasteners	Profile	Actual Size	Lengths	Colors
<b>Dimensional Composite Lumber<sup>™</sup></b>					
2" x 4" DCL Board	Deck Screws		1 3/8" x 3 1/2"	16'	Cedar, Coastal Grey, Mahogany, Merlot, Pebble, Sage, Stone White
4" x 4" DCL Post	Joist or Surface Mount		3 1/2" x 3 1/2"	55"	Cedar, Coastal Grey, Mahogany, Merlot, Pebble, Sage, Stone White
CorrectDock <sup>™</sup>	Deck Screws		1 1/8" x 5 1/2"	16'	Coastal Grey

Product	Installation	Profile	Actual Size	Lengths	Colors
<b>Railing &amp; Fascia</b>					
RapidRail <sup>™</sup> Post	Joist or Surface Mount		3 1/2" x 3 1/2"	55"	Cedar, Coastal Grey, Mahogany, Merlot, Pebble, Sage, Stone White
RapidRail <sup>™</sup> Top & Bottom Rail	Screws & Brackets		3 1/4" x 2 5/8"	93 1/2"	Cedar, Coastal Grey, Mahogany, Merlot, Pebble, Sage, Stone White
RapidRail <sup>™</sup> Baluster	Pre-Routed		1 1/4" x 1 1/4"	37 1/2"	Cedar, Coastal Grey, Mahogany, Merlot, Pebble, Sage, Stone White
Fascia Trim Board	Screws		1/2" x 11 1/2"	12'	Cedar, Coastal Grey, Mahogany, Merlot, Pebble, Sage

\* RapidRail and stair rail kits are 8 ft. in length and include top & bottom rails, balusters, and mounting hardware.